

Respirer Reports' Air Quality Analysis as of 10 am on 2.11.2023

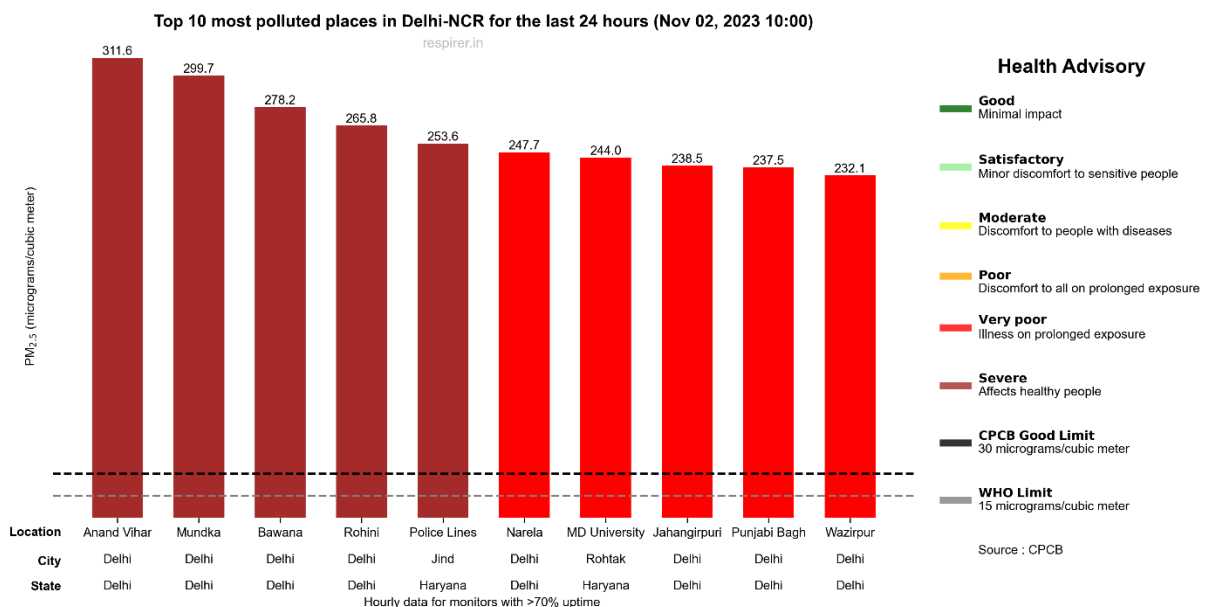
Headline takeaways

As the haze enveloped the Capital today, east Delhi's Anand Vihar emerged as the most polluted place in India. The PM 2.5 concentration was 311.6 micrograms/cubic metre for the past 24 hours.

- Five locations had 'severe' PM 2.5 levels in Delhi-NCR on November 2 – there were six such places on November 1 – but the concentration values went up.
- The most polluted place on November 1 was Anand Vihar, east Delhi, with a PM 2.5 level of 284.8 micrograms/cubic metre, while on November 2, Anand Vihar's PM2.5 was 311.6.
- PM 2.5 levels in today's six most polluted locations ranged from 311.6 in Anand Vihar to 253.6 in Jind, Haryana.

The most polluted city was Hanumangarh, Rajasthan. Please note, Hanumangarh has one monitor while Delhi has 37 which reported data in this period.

[See **Top 10 most polluted places in Delhi-NCR for the last 24 hours (Nov 02, 2023 10:00)** below.]

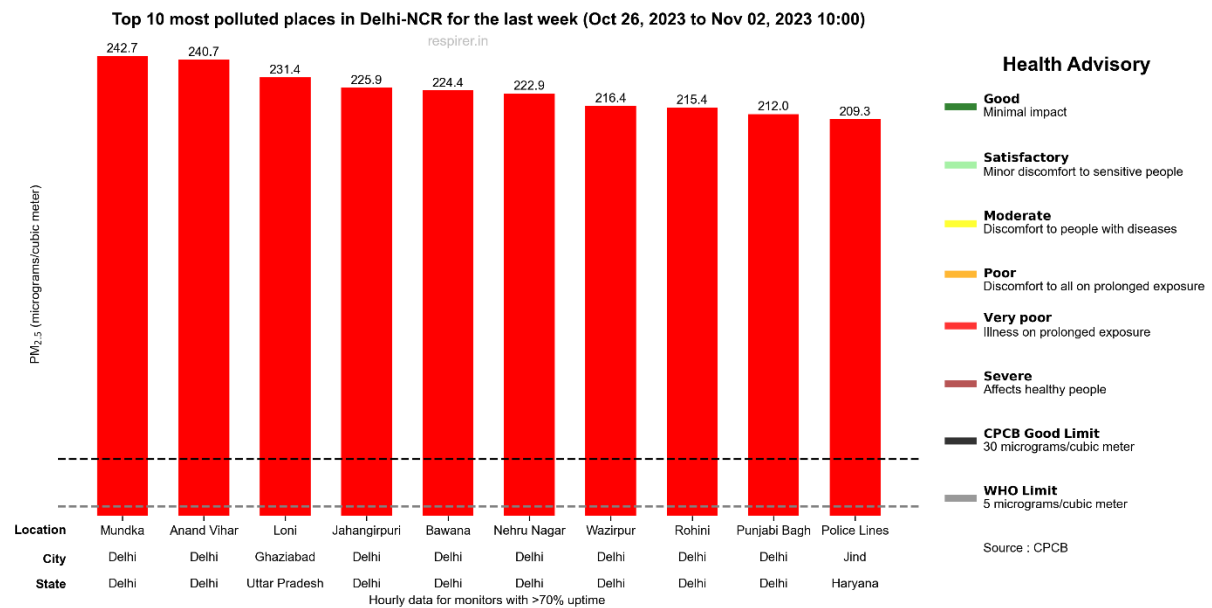


A look at the 7-day average shows that eight of the top 10 most polluted places are in Delhi, and that these are spread out across the megacity.

While the 7-day average of all these places are still in the 'very poor' category, not 'severe'.

The PM 2.5 levels are between 40 to 48 times the WHO's safe limit, which is 5 micrograms/cubic metre.

Top 10 most polluted places in Delhi-NCR for the last week (Oct 26, 2023 to Nov 02, 2023 10:00)

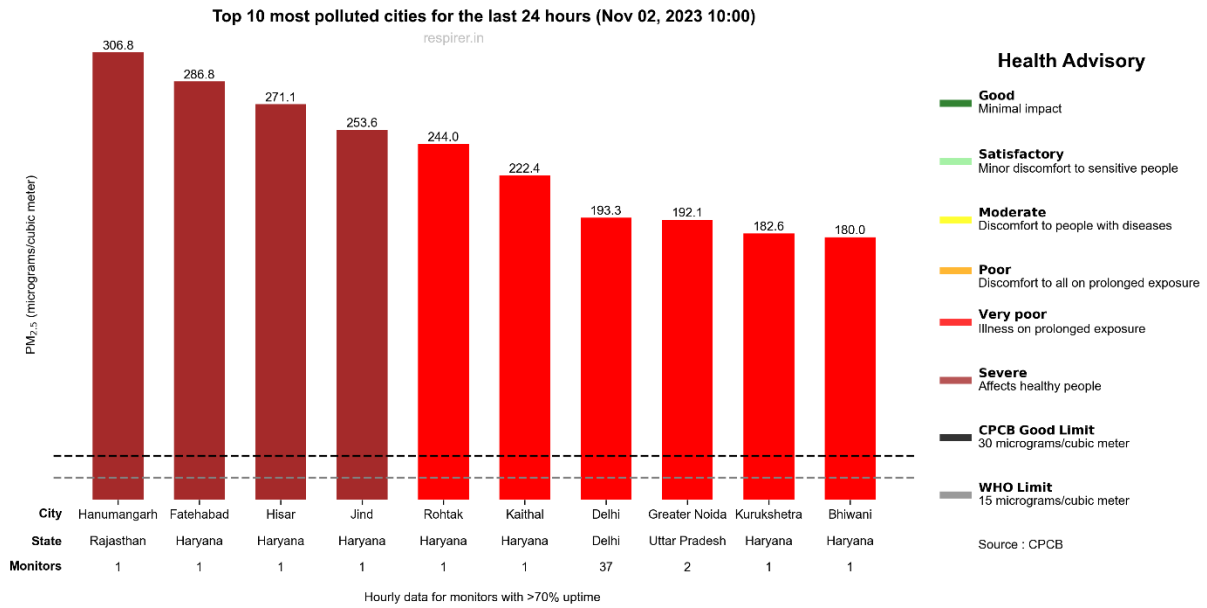


‘Severe’ air pollution spreads to four cities

For the first time this peak pollution season, four cities reported PM 2.5 levels in the ‘severe’ level, i.e., above 250 micrograms/cubic metre.

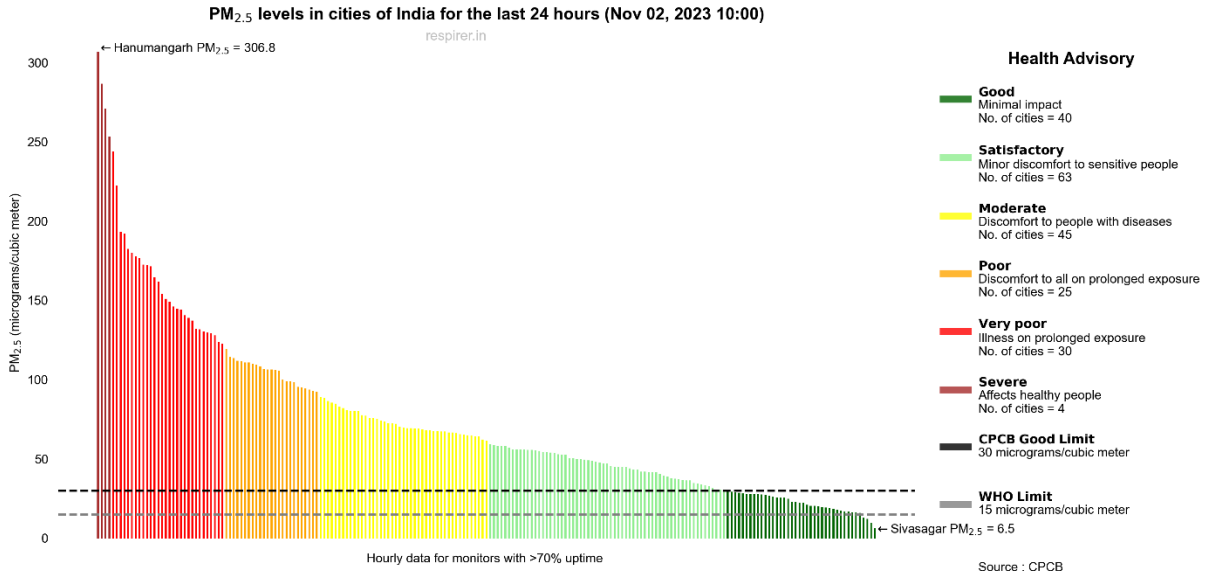
- The Top 10 most polluted cities list had four cities with ‘severe’ PM 2.5 levels on November 2 as compared to only one city in that category on November 1.
- Rajasthan’s Hanumangarh and Haryana’s Fatehbad, Hisar and Jind were in the ‘severe’ category, that is, their PM 2.5 levels were above 250 micrograms/cubic metre.
- Hanumangarh’s PM 2.5 level rose from 268.6 micrograms/cubic metre on November 1 to 306.8 on November 2.
- Fatehbad, the second most polluted city on November 2, had a PM 2.5 level of 286.8 micrograms/cubic metre.

[See **Top 10 most polluted cities in the last 24 hours (Nov 2, 2023 10:00)** below.]



All India Air Quality Snapshot

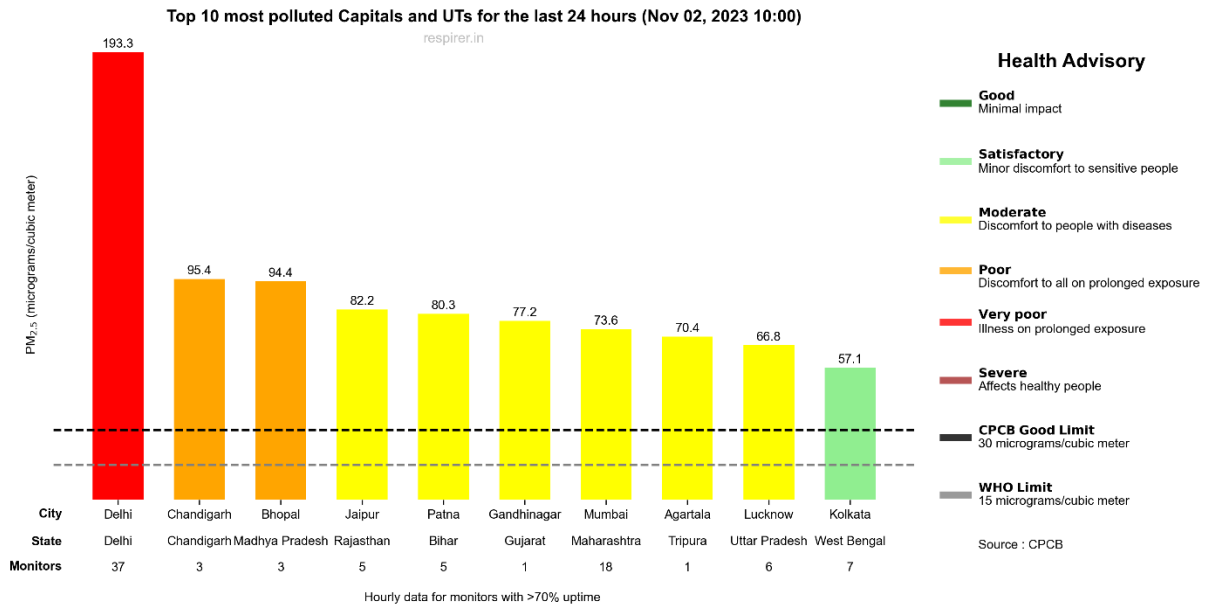
Hanumangarh, Rajasthan, was once again the most polluted city in India on November 2; however, Sivasagar in Assam replaced Mizoram's Aizwal as the least polluted city.



AQ in Capitals & UTs

Delhi was still the most polluted state capital on November 2 and Bhopal, the third most polluted. However, Chandigarh replaced Patna as the second most polluted state capital.

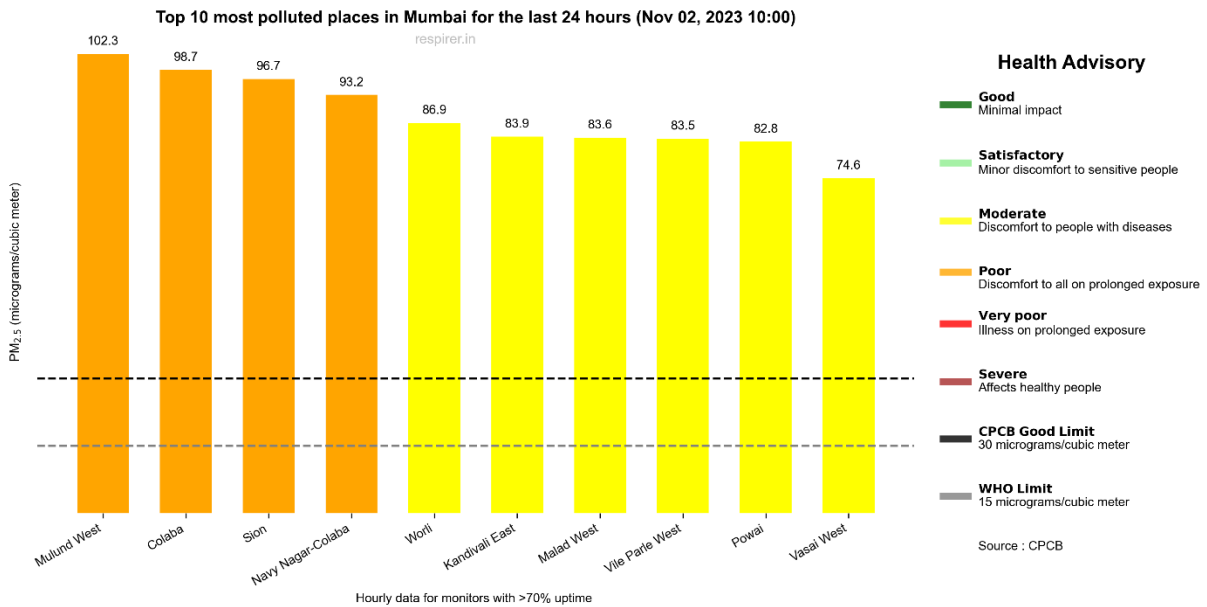
[See **Top 10 most polluted Capitals & UTs for the last 24 hours (Nov 2, 2023 10:00)** below.]



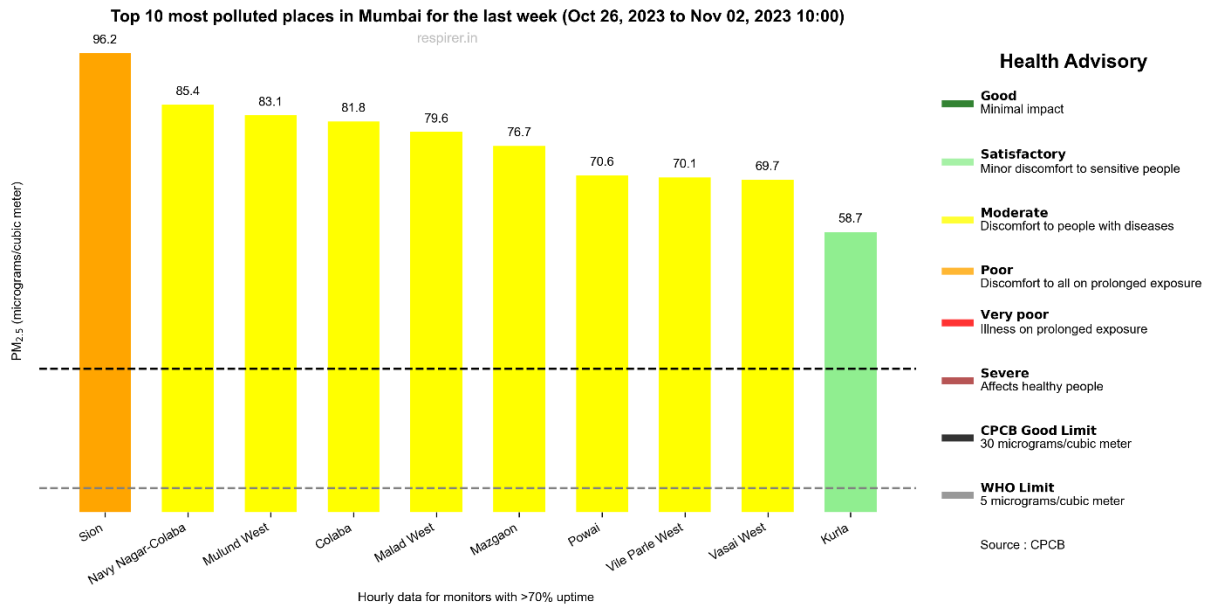
Mumbai's Air Pollution

- The number of locations in Mumbai with PM 2.5 levels in the 'poor' category went down from six on November 1 to four on November 6.
- The concentration values also went down – the most polluted place on November 1 was Sion with a PM 2.5 level of 105.2 micrograms/cubic metre, while on November 2, it was Mulund West, with PM 2.5 at 102.3.

[See **Top 10 most polluted places in Mumbai in the last 24 hours (Nov 2, 2023 10:00)** below.]



Top 10 most polluted places in Mumbai for the last week (Oct 25, 2023 to Nov 01, 2023, 10:00)

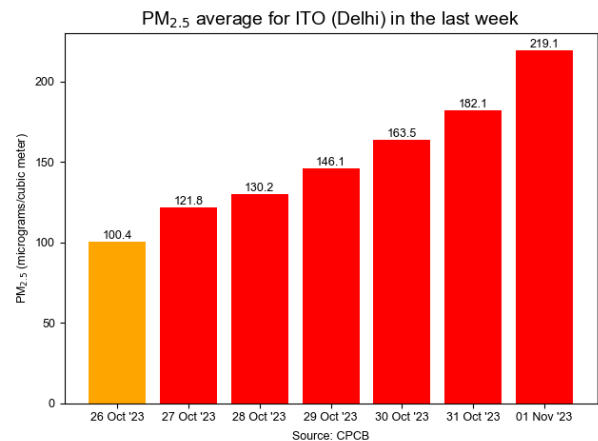
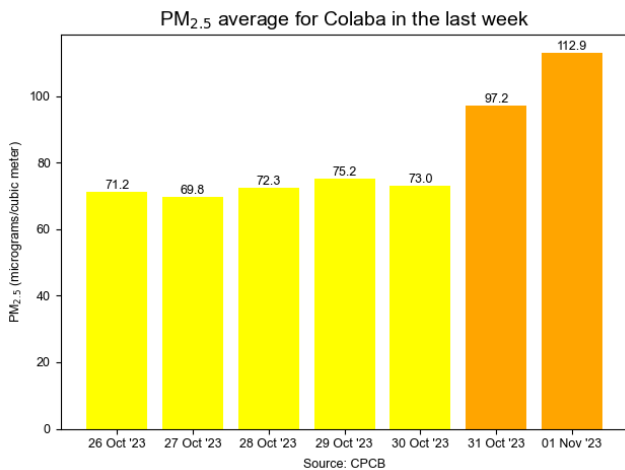


Air Quality near Mumbai and Delhi cricket stadiums

[What the [Indian captain said on air pollution](#)]

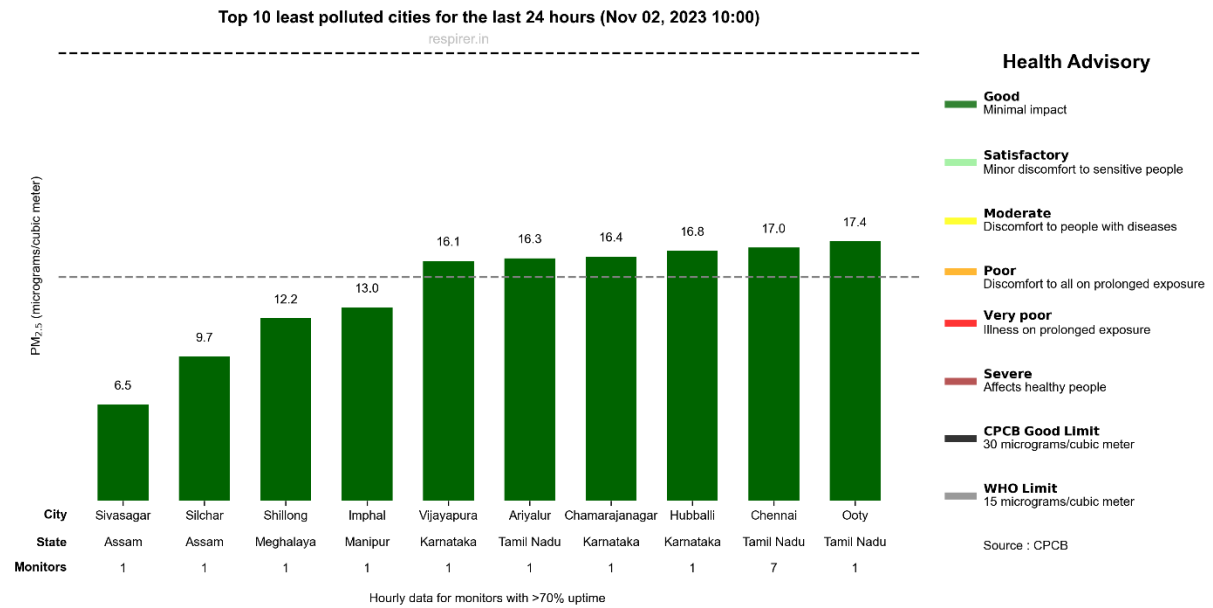
- Since it's World Cup season, Respirer Reports looked at the air quality near the Wankhede Stadium in Mumbai and Arun Jaitley Stadium in Delhi.
- The locations with reference-grade monitors closest to these stadiums are Colaba in Mumbai and ITO in Delhi.
- The PM 2.5 level at midnight on November 1 at Colaba, Mumbai, was in the 'poor' category at 112.9 micrograms/cubic metre, while PM 2.5 at ITO, Delhi, was in the 'very poor' category at 219.1.

[See **PM 2.5 average for Colaba in the last week** and **PM 2.5 average for ITO (Delhi) in the last week** below.]



Other charts:

Top 10 least polluted cities for the last 24 hours (Oct 26, 2023 to Nov 02, 2023 10:00)



Top 10 least polluted cities for the last week (Oct 26, 2023 to Nov 02, 2023 10:00)

